

How to Claim Connect Pacific Northwest 2017 Continuing Education Credits

[Log in to your account at eventscouncil.org](https://www.eventscouncil.org)

Upload the following information for sessions attended to your EIC portal account:

Session Course/Title	Date	Domain	Hours
Sweet Discussion: Attendee Roundtable	12/1/2017	Meeting or Event Design	1.00
29 Tech Tools to Create Cool Content for Social Media	12/1/2017	Marketing	1.00

To actively claim CE Hours uploaded to your portal account


Click “Add/Edit Continuing Education”




My CMP Continuing Education

Session Course/Title	Date	Reported By	Clock Hours
CMP Conclave 2012 - Kotowski, Karen	6/13/2012	Convention Industry Council	0.00
CMP Conclave 2014 - Kotowski, Karen	9/9/2014	Convention Industry Council	0.00
CMP Conclave 2011 - Kotowski, Karen	5/11/2011	Convention Industry Council	0.00

 [Add/Edit Continuing Education](#)

Click “Edit,” claim the # of hours attended and click “Continue”

 Add

Session Course/Title	Date	Reported By	Clock Hours		
CMP Conclave 2012 - Kotowski, Karen	6/13/2012	Convention Industry Council	0.00		Edit Delete
CMP Conclave 2014 - Kotowski, Karen	9/9/2014	Convention Industry Council	0.00		Edit Delete
CMP Conclave 2011 - Kotowski, Karen	5/11/2011	Convention Industry Council	0.00		Edit Delete

[Back](#) [Cancel](#) [Save and Exit](#) [Continue](#) 